

Running costs

Used in a well-insulated building the running costs can be very economical (typically around £3 to 4 per m² per annum if used as main heating) and in many cases less than traditional convection systems, but this very much depends on the heat loss from the room. Generally speaking the better the insulation levels within a room, the lower the running costs will be. The digital thermostat supplied regulates the power consumption and only delivers just enough power to maintain your desired room temperature. As with all types of heating system conservatories will usually cost more to run than internal rooms – an expected cost of around £8 per m² per annum would be about the norm, based on heating for 200 days at 8 hours a day.

**For further information and advice
please see our website:
www.handyheat.co.uk or email us at
sales@handyheat.co.uk**



HANDYHEAT[®]

FLOOR HEATING SYSTEMS

Heating film designed for wood and laminate floors



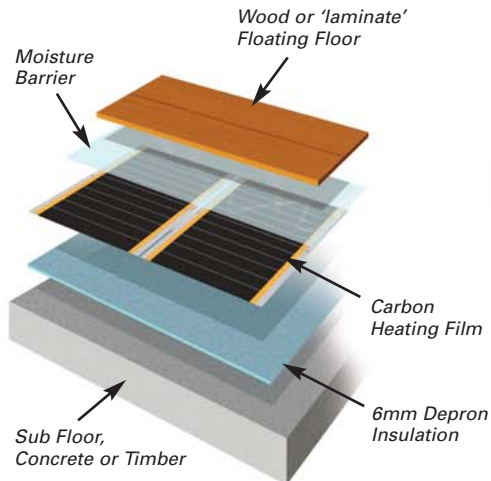
Revolutionary electric underfloor heating system designed for use with wood & laminate floors

Wood or laminate floors are now extremely popular, but they can be cold and uninviting, especially in the winter months. This no longer has to be the case, as our revolutionary carbon heating film can be installed directly below wood or laminate floors, providing a fast direct-acting heating system, which in most cases* can replace radiators and other conventional forms of heating.

The main advantages of our systems are:

- Simple-to-install
- Fully-controllable even heat
- Completely invisible
- Maintenance-free
- Minimal effect on floor height (6mm)
- Economical to run
- Dry installation (no screed needed)
- 10-year guarantee

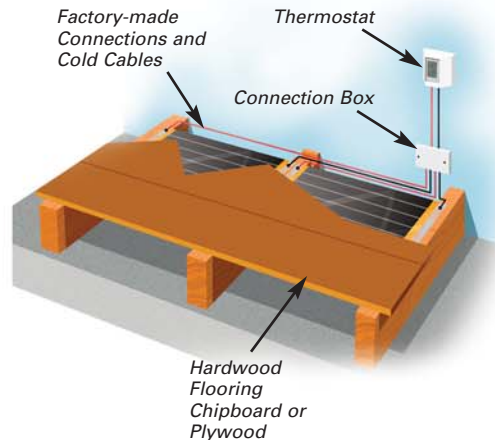
Usual installation under laminate or 'floating' wood floor



The carbon heating system is not a new invention it has been used in Sweden and other Scandinavian countries for many years and is fast becoming a popular way to heat homes in the UK.

The ability of the systems to be used as the primary or sole source of heating will depend upon the available floor area and the amount of heat loss from the room – in 99% of cases, when fitted over the majority of the floor area in an internal room, it will provide a year round heating system. The exceptions to this is conservatories with a high heat loss and rooms where only a small percentage of the floor area is available to heat, for example a small galley kitchen. In these cases the heating film may need to be supplemented with another heating source during periods of extremely cold weather.

Installation on joists or battens

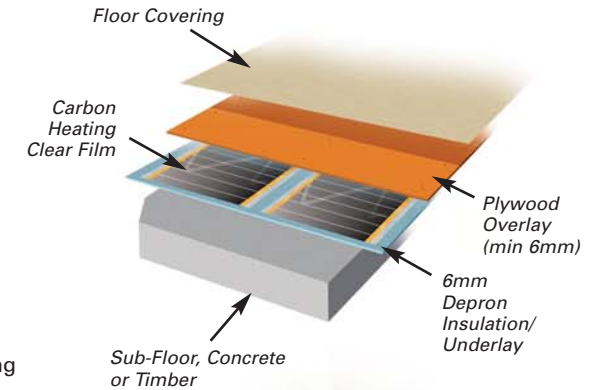


Your simple steps to warmth

Cover the existing timber or concrete floor with 6mm Depron insulating underlay (A double layer is recommended on floors with no insulation).

Layout the Carbon Heating mats over the Depron, running the connecting cables along the perimeter of the room (the cables are taped to the existing sub-floor in order to give a flush finish).

Installation method where other floor coverings used (eg, carpet/vinyl)



The cables are then connected together at the small junction box provided.

The programmable thermostat is then connected to the heating system and the mains by your electrician.

Finally you are now ready to lay your moisture barrier & wood or laminate floor.

